



Miminiska Lodge Adventure Kit



Let's Get Ready For Adventure!

Table Of Contents

Weather
Clothing



3

Let's
Gear Up

About our Fish
Recommended Tackle
Fly-Fishing for Northern Pike
& Brook Trout
Guides



4

Let's
Go Fishing


Flying to Miminiska Lodge
from Thunder Bay
& from Nakina



7

Let's
Get There

The Details
The Final Checklist
The Un-Checklist



11

Let's
Enjoy

This Kit is Prepared for our Guests
at Miminiska Lodge

If you have any questions regarding your fishing vacation, please contact Nancy at our
Head Office: 1-800-AND-FISH (263-3474)

Let's Gear Up



Due to aircraft regulations, we must limit our luggage to a maximum of **50 pounds per person**. It is common practice to bring far too much on any vacation. Just remember that while Miminiska Lodge is in the middle of the vast Northern Canadian wilderness, the Lodge is a haven of comfort, convenience and equipment. When in doubt, leave it at home.

Weather

The weather at Miminiska can vary greatly. Since no one can predict the wind or weather, better to be prepared for a wide range of temperatures.

May & June: Temperatures can range from mid 70's to low 30's. Warm, waterproof outerwear including gloves, hat, heavy jacket and warm footwear, are essential. It's also advised to have clothing for warmer temperatures during midday, including sunglasses, and sunscreen.

July & August: Usually comprised of many warm sunny days but occasional cold fronts do move in from the north bringing cooler temperatures and precipitation. Bring light outerwear including shorts and t-shirts for balmy sunny afternoons, as well as pants, sweater, and foul weather gear. A hat, sunglasses, and sunscreen shouldn't be forgotten.

September: Daily temperatures decrease sharply. Although there are sunny warm days to be found, this is predominantly the autumn season at the lodge. This includes windy, overcast days, with an increase in precipitation. Bring warm, waterproof clothing, including gloves, hat, and warm footwear.

Clothing



Suggested Clothing List

- Two-piece rain gear
- A heavy fleece or wool pull-over
- Light & heavy shirts
- Long underwear
- Fast-drying pants
- Wool socks
- A pair of sneakers and a pair of waterproof boots
- Casual clothing for around the lodge & for dinner (your fishing clothes are OK as well)
- Hat
- Lightweight gloves

Trip Tip: Think Layers!

Let's Go Fishing



For guests who prefer not to bring their own gear, the Lodge has for your use high quality St. Croix rods and spinning reels at a rental fee of \$5.00 per day. We also have a well-stocked tackle store with all the effective lures and flies for sale. Keep in mind when you sort through your personal gear that the fish in Miminiska Lake are plentiful, hard fighting and fearless. They are not particularly selective feeders. As with clothes, when it comes to packing fishing gear keep it simple.

A Little About Our Fish



Northern Pike are a very abundant species in our waters and known to grow in excess of 50 inches in length. These fish are very exciting to catch because of the ferocity with which they strike a bait. Once the hook is set, they will often make several long runs before you are able to get them to the boat. Very often these fish are caught while jigging for walleye but if actively searching for them, shallower water is recommended. On Miminiska Lake, Ferguson Bay as well as the west arm are summer and fall favorites. Early in the season, Northern can be caught just off their spawning grounds in 1 or 2 feet of water.

Most often though, northern are active in 8 to 10 feet of water, in the vicinity of weed growth. Spoons such as Daredevles and Johnson Silver Minnows are the most productive baits and the weedless varieties are ideal. Large body baits made by Suick or Rapala are very effective if moved along the perimeter of weed beds, just under the surface. The average sized fish on Miminiska Lake is between 26 and 30 inches (4 to 6 pounds) but there are plenty between 30 and 40 inches and usually one fish per week is over 40 inches.



Walleye at Miminiska average from 16 to 22 inches in length but there are always several around 32 inches caught each season. These fish are accustomed to strong currents and offer a battle that will excite any fisherman. In the lake, you'll find them just about everywhere. There is no need to travel to the other end of the lake for prime fishing. Some of our best evening fishing is within a 5 minute boat ride, and daytime hotspots are too numerous to mention. A 3/8 ounce lead head jig with a rubber twister tail is your best bait for these fish.

A slow presentation along the bottom in 5 to 15 feet of water produces the majority of them. For those that like to troll, a perch colored Hot'n Tot is a favorite of many fishermen and has produced many trophy walleye.

Fish Tip: Our fish are plentiful and not selective feeders; simplify your tackle.

A Little About Our Fish ... Cont.



Brook Trout require very clean, cold, fast moving water and must spawn on dirt free gravel under moving water. There are few places anywhere in which these requirements are met and fishing pressure has reduced most populations to a precious few. The Albany River is an exception. It is world famous for its brook trout habitat and has a food supply that produces fish up to 24 inches in length. These trout average 15 -17 inches in these waters providing a grand reward to serious anglers. Some trout will hit a lead head jig with a rubber twister tail, but the most productive lure is a small spoon. Little Cleo is a very effective spoon in a variety of colors.

Landing a trout with a fly rod is a great experience; the muddler minnow is a favorite of fly-fishermen. However, if you are a dedicated fly fisherman, then a full variety of smaller flies, both dry and wet, are used. To ensure we maintain a strong population of this wonderful species, all brook trout fishing is conducted exclusively on a catch and release basis. The use of barbless hooks is mandatory.

Recommended Tackle - Spinning & Casting

Walleye

- We recommend a large assortment of jigs (1/4 to 3/8 ounces)
- Hot colors for jigs and tails: white, yellow, chartreuse, pink or black.
- Large selection of twister tails or rubber bodied grubs (2-4 inch)
- Crankbaits: Wally Diver, Hot'n Tots, Husky Jerk, any deep diving minnow imitation.
- We advise guests to bring a medium to light action spinning rod and reel, with fresh 6 - 8 pound test line. We highly recommend that you change your line every year as well as bringing extra line for your trip.
- If you plan to do some trolling, you might want a heavier action rod with a baitcasting reel.
- We usually sell worms at the lodge, but to be 100% sure bring your own crawlers to the lodge.

Tackle Tip: Tie jigs or lures directly to the line (do not use swivels or leaders for walleye)

Northern Pike

- Spoons: Silver King, Daredevles, Johnson Silver Minnow.
- Big crankbaits: Magnum Rapalas, Husky Jerks, Swim Wizz, and Believer.
- Jerk baits: Suick, top water plugs.
- Spinnerbaits: Mepps, Bucktails.
- We advise the use of a medium to heavy baitcasting set up because of a potential 50" trophy, however, spinning rigs work as well.
- Line should be at least 10-pound test.
- Pike have a very ferocious appetite; artificial lures outperform live bait all season

Tackle Tip: Bring a few packs of leaders and several silver spoons.

Recommended Tackle... Cont.

Brook Trout

- Jigs and a twister tail tipped with a crawler.
- 3/8-ounce jig with a white, black or pink twister tail is a lethal combination.

***Remember to pinch the barb**

- Small spoons such as little Cleo, Pixies, Daredevils are very effective

Tackle Tip: Use a small swivel to reduce line twists

Fly Fishing for Northern Pike

Fishing for Northern Pike with fly tackle can be a fantastic experience. Those big fish will put up quite a battle so it is important to use the proper equipment. We recommend using an 8 or 9-weight rod, reel and line. The heavier weight will not only make it easier to fight a larger fish but the flies that are thrown are large and bulky and a stiff rod is important to cast these flies any distance. Pike flies that we have found to be effective are about 4 inches in length, composed of rabbit fur with a wide collar. These flies can be died a variety of colors but we have found red and white flies to be most effective.



Fly Fishing for Brook Trout

The Albany River and its tributaries have become world famous for their brook trout fishing. You don't find the little pan sized specks that so many people are accustomed to. Up here they grow big, with a typical length between 15 and 23 inches. Because of the volume of water that is moving by and the speed in which it travels, fishermen will look to use at least a 6 weight rod with similar line. Weight forward, floating line is most often the line of choice. A sub surface fly tends to get the best results, and one that is large and colorful seems to be more effective. Favorite flies amongst guests are the egg sucking leach, woolly bugger and the muddler minnow.



Guides



Our guides are very experienced and know exactly how and where to catch fish. Whether you would like one of our guides to show you the hot spots on the lake or would like to experience a river trip through the world famous Albany River, their professionalism, and knowledge of the area will impress you. Many of our guides are native Ojibway and have lived their entire lives on the Albany River, so their wealth of knowledge of the area is second to none. Their stories are worth the trip alone. Up to two passengers ride in each boat when accompanied by a guide and other boats may follow a guide hired for their party.

Cost: \$120.00 US per guide, per day.

Please contact our head office (1-800-AND-FISH) at least 2 weeks prior to your reservation date to inform us of your guiding requests.

Let's Get There



Flying to Miminiska Lodge From Thunder Bay

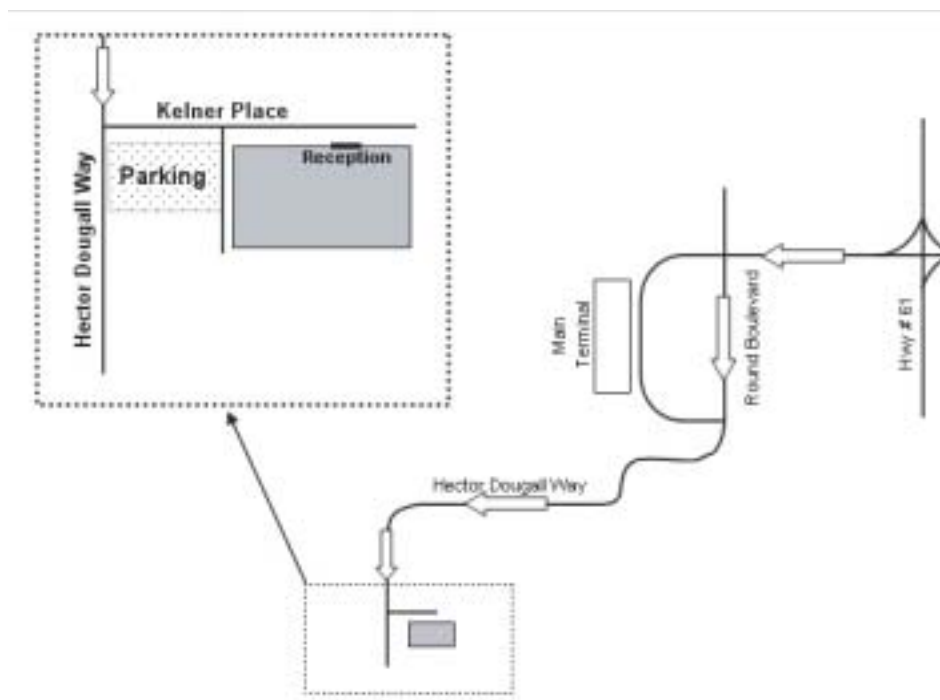
When I get to the Thunder Bay Airport

Most of our guests stay at the Valhalla Inn in Thunder Bay the night before their flight to Miminiska Lodge. From the Thunder Bay Airport, there is a free shuttle services provided by the Valhalla Inn that will drive you to the hotel. During check-in at the hotel, please inform the front desk clerk of your shuttle request to the **Wasaya Airways Hangar** on the morning of your departure to the Lodge.

Directions to the Wasaya Centre - VIP Arrival/Departure Lounge and Hangar

The Wasaya Airways Hangar is located at 201 Kelner Place at the Thunder Bay International Airport. Once on the Thunder Bay Airport Property: take the first left on to Round Boulevard. On Round Boulevard, proceed past two (2) stop signs and then continue on past Confederation College (on your left) and Bearskin Airlines (on your right). Continue on Hector Dougall Way, passing Wasaya's Prop Shop, and the Esso Aviatat. The road will take a sharp left, with the North American Charters hangar on your left and Shell Refuelling, on your right, proceed. The Wasaya Airways Hangar will be on your left hand side (201 Kelner Place). Parking is located on the north side of the building. Please check-in at the main reception located at the front of the building.

Wasaya Reception Centre: 807.473.1215



Flying to Miminiska Lodge From Thunder Bay... Cont.

Driving Directions to the Valhalla Inn:

The Valhalla Inn in Thunder Bay is located close to the International Airport, on Valhalla Inn Road. When driving on Hwy 61, turn East onto Hwy 11/17 towards Winnipeg and the Valhalla Inn is on the left-hand side. There is a nice restaurant at the hotel for you to enjoy dinner or breakfast.

Valhalla Inn Reception Desk: 800.964.1121

Border Crossing

If you are a permanent resident of the United States, a passport is still not mandatory to enter Canada however, a passport is the ideal document. If you do not have a passport, you'll need proof of citizenship such as a birth certificate, certificate of citizenship or naturalization, as well as a photo ID.

For more information you can contact Canada Border Services Agency:

Toll-Free from within Canada: 1-800-461-9999

Outside of Canada: 204-983-3500 or 506-636-5064 (long distance charges apply)

Or visit their website at: www.cbsa.gc.ca

When I get to the Lodge

Welcome! You'll be met by Heather Liddle, Manager of Miminiska Lodge, who will show you to your cabin. Your luggage will be taken to your room and it's up to the lodge for an orientation regarding staff, services and a fishing overview. You came all this way to fish and are eager to hit the water so after purchasing your fishing license, you will be given a hearty packed lunch and escorted to your boat to commence your great fishing adventure.



Let's Get There



Flying to Miminiska Lodge From Nakina

Border Crossing

If you are a permanent resident of the United States, a passport is still not mandatory to enter Canada however, a passport is the ideal document. If you do not have a passport, you'll need proof of citizenship such as a birth certificate, certificate of citizenship or naturalization, as well as a photo ID.

For more information you can contact Canada Border Services Agency:

Toll-Free from within Canada: 1-800-461-9999

Outside of Canada: 204-983-3500 or 506-636-5064 (long distance charges apply)

Or visit their website at: www.cbsa.gc.ca

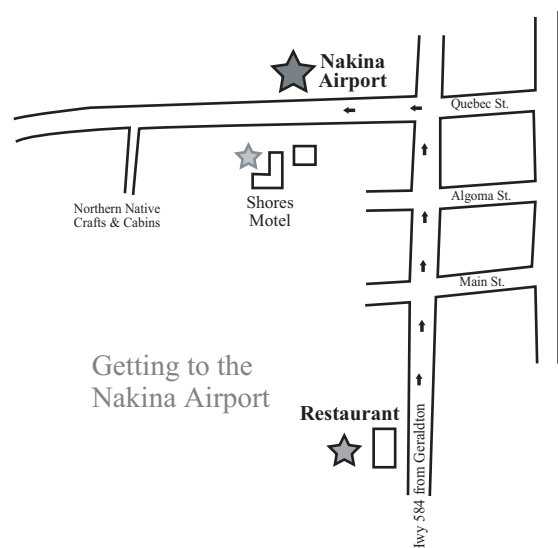
Driving from Thunder Bay to Nakina

From Thunder Bay to our flight departure point in Nakina, the distance is about 200 miles and it takes approximately 3.5 to 3.75 hours to drive.

- From US 61 at US/CDN border, take Hwy 61 to Thunder Bay (36 miles) to Trans Canada Hwy 11/17 and drive 73 miles to Nipigon.
- Just past the Nipigon River, turn left onto Hwy 11, traveling 95 miles past some beautiful scenery to Geraldton
- Here, turn onto Hwy 584, pass through Geraldton and travel 43 miles to Nakina.

Once arriving in Nakina, pass through Main Street and Algoma Street before turning left at Quebec Street

- Nakina Air Service is located at the airport on the right hand side of the road across from the Husky Gas Station



Flying to Miminiska Lodge From Nakina ... Cont.

Driving from Sault Ste. Marie to Nakina

Driving from Sault Ste. Marie to Nakina takes approximately 7 hours.

- Head north on Hwy 17 to White River (192 miles). North on Hwy 631 through Hornepayne and travel west on Hwy 11 (218 miles).
- Turn north on Hwy 584 pass through Geraldton right up to Nakina (43 miles).
- Once arriving in Nakina, pass through Main Street and Algoma Street before turning left at Quebec Street.
- Nakina Air Service is located at the airport on the right hand side of the road across from Husky Gas Station



When I get to Nakina or Geraldton

Most of our guests stay at the Shores Motel in Nakina or at a Motel in Geraldton for the night before their flight to Miminiska Lodge. If you have not done so already, contact Nancy at our Head Office: 800-263-3474 Email: fishing@liddles.com to make your reservations or directly:

In Nakina: Shores Motel 1-807-329-5265

In Geraldton: Silver Nugget 1-807-854-0911 or Park Bay 1-807-854-1716

When I get to the Lodge

Welcome! You'll be met by Heather Liddle, Manager of Miminiska Lodge, who will show you to your cabin. Your luggage will be taken to your room and it's up to the lodge for an orientation regarding staff, services and a fishing overview. You came all this way to fish and are eager to hit the water so after purchasing your fishing license, you will be given a hearty packed lunch and escorted to your boat to commence your great fishing adventure.

Let's Enjoy



The Details

Meals

A made-to-order breakfast is served at the Lodge at 7:30 am. The fishing day starts at 8:00 am or later if you like, after all, it's your vacation.

Shore lunch will be expertly prepared by our staff or by the guide you may have hired for the day. If you would rather have a sandwich or prepare your own shore lunch, let one of our waitress's know the evening before and we will make sure you get a lunch you like.

A lavish dinner has become a Miminiska Lodge tradition. Join us back at the Lodge at 5:30 pm for a Manager's Reception and share with us your tales of the day. Dinner is served at 6:00 pm.



Fishing Licenses

In support of current conservation practices, it is Liddle's Fishing Adventures policy that guests abide by the Ontario Conservation License limits. With this in mind, guests may wish to purchase the less expensive "conservation" license and not a "standard" license. For Miminiska Lodge guests, licenses may be purchased at the Lodge. The price of a 7 day non-resident conservation fishing license is approximately \$20 US.

For those interested in taking fish home with them, it is our policy that each guest take no more than 2 walleye and 2 northern pike. Of each of those species, no walleye may be larger than 18 inches in length, and all northern pike must be smaller than 27 inches in length.

Children under 18 years old may fish without a license if accompanied by a licensed adult. Any fish caught will legally be part of the catch and possession limit of the person who holds the adult license. Non-residents under the age of 18 may purchase a license and any fish caught apply to the catch and possession limit of the license.

Beverages & Liquor

We do carry a variety of pop, beer and liquor for purchase at the Lodge. To ensure that we have the drinks you like and an adequate supply, it is recommended that you pre-order your beverages at least 2 weeks prior to your reservation date. We will have your order flown-in in advance, delivered to your cabin the day you arrive with the beverages nicely cooled in your fridge.

Approximate Pricing: Beer \$40.00 per case Pop \$18.00 per case Fifth of Alcohol \$28.00

Boats & Motors

Our fishing packages provide a boat & motor for each 2-3 guests. Our motors are all new 25 HP Mercury motors. All of our Lund Aluminum boats are 16 ft for added casting room and greater comfort. Boat assignments are set according to the order in which deposits are received. Each boat is equipped with life preservers, a paddle, anchor, fish net, stringer, bailing bucket & depth finder. There is an emergency packet stored in your boat that contains a flashlight and a whistle. Feel free to pack light and leave these fishing items at home.

The Details . . Cont.

Payments & Gratuities

We ask that all bills for your stay and any purchases at the lodge be settled with Heather the evening before your departure.

Tips are an entirely personal matter. Most of our guests do tip, usually the amount ranges from \$10 to \$20 per guest, per day. Any level of tipping is greatly appreciated as our Miminiska Lodge staff works very hard to provide exceptional service for all of our guests. Please let us know if we do not meet your expected level of service. Gratuities may be settled with Heather at the end of your stay and will be divided evenly amongst the staff.

About Our Bugs - "the guardians of the north"

We do have pesty little bugs. Black Flies are at their peak throughout June, and last up to the first hot spell of early July. Mosquitoes are here all season, but usually stay unnoticed until evening. On the water a slight breeze usually keeps the bugs away, however some secluded bays in the evening can be challenging. Insect repellants with the active ingredient DEET are very effective. All of our accommodation cabins have insecticide machines that keep them insect-free. We have no poisonous spiders, snakes or any harmful small creatures in northern Ontario.

Tackle & Gifts

There is a tackle store and gift shop at the Lodge. All the fishing tackle you will want or need is on site. MasterCard, Visa and personal checks are accepted. Purchases can be settled the evening prior to your departure from the Lodge.

The Final Checklist:

Not to Forget Items

- Passport or other ID
- Check book or Credit Cards: we accept MasterCard & Visa
- Your Prescription Medicine: Canadian drugstores cannot fill U.S. prescriptions
- Quality Rain Gear: Jacket & Pants
- Waterproof Boots
- Sunscreen & Sunglasses
- Chapstick, Skin Moisturizer & Toiletries
- Bug Dope: Make certain it has Deet as an ingredient and bring only pump or rub-on varieties. Aerosol cans can cause problems at customs.
- Rod & Reel *or two*: Unless you want to use our Lodge equipment. If so, please inform us in advance.
- Small Tackle Box

The Un-Checklist:

Do Not Bring Items

- Hair Dryer: Available at the Lodge
- Dress Clothes: The Lodge is always casual
- Cell Phone: The nearest tower is 500 miles and a satellite payphone is available
- Radio: No stations.
- Knives: A pain at customs
- Your Briefcase or Computer: Don't ruin your vacation with work. A computer and email is available at the Lodge, ask the manager for assistance.
- Fishing License: We sell them at the Lodge

Final Trip Tip: Relax, your on Vacation!

